




FORBES & WALKER TEA BROKERS PVT LTD

WEEKLY TEA MARKET REPORT

SALE NO

24

18TH/19TH
JUNE 2024



Overall Market

	QTY (M/KGS)	DEMAND
Ex-Estate	0.84	Fair
High & Medium	0.82	Good
Leafy	0.94	Less
Semi-Leafy	0.62	Good
Tippy/Small Leaf	0.94	Good
Premium Flowery	0.06	Good
Off Grade	1.12	Fair
Dust	0.53	Less
Total	5.87	Fair general

ORDER OF SALE

SALE NO : 24

18TH/19TH JUNE 2024

EX-ESTATE	LG LARGE LEAF LG SMALL LEAF/BOPI/ PREMIUM	HIGH & MEDIUM/OFFGRADE /DUST
Forbes & Walker Tea Brokers (Pvt) Ltd	Lanka Commodity Brokers Ltd	Ceylon Tea Brokers PLC
Asia Siyaka Commodities PLC	Ceylon Tea Brokers PLC	Bartleet Produce Marketing (Pvt) Ltd
Lanka Commodity Brokers Ltd	Asia Siyaka Commodities PLC	Asia Siyaka Commodities PLC
Ceylon Tea Brokers PLC	Bartleet Produce Marketing (Pvt) Ltd	Lanka Commodity Brokers Ltd
Bartleet Produce Marketing (Pvt) Ltd	Eastern Brokers Ltd	Mercantile Produce Brokers (Pvt) Ltd
John Keells PLC	Mercantile Produce Brokers (Pvt) Ltd	Forbes & Walker Tea Brokers (Pvt) Ltd
Eastern Brokers Ltd	Forbes & Walker Tea Brokers (Pvt) Ltd	Eastern Brokers Ltd
Mercantile Produce Brokers (Pvt) Ltd	John Keells PLC	John Keells PLC

AUCTION DETAILS

AT THIS WEEK'S SALE 11,341 LOTS TOTALLING 5,875,352 KGS WERE ON OFFER. THE BREAKDOWN IS AS FOLLOWS:

	LOTS	QUANTITY
Ex Estate	792	839,816
Main Sale - High & Medium	1,777	822,548
Low Grown - Leafy	2,235	940,446
Low Grown - Semi Leafy	1,448	617,981
Low Grown - Tippy	1,950	940,097
Premium Flowery	363	59,050
Off Grades	2,196	1,122,266
Dust	580	533,148
Total	11,341	5,875,352
Re - Prints	681	331,212

SETTLEMENT DATES

24/06/2024 25/06/2024 26/06/2024

10% Payment Buyers Prompt Sellers Prompt

Quality

High & Medium Grown showed a decline, whilst the Low Grown were similar to last.

COMMENTS

A 5.8 M/Kgs were on offer this week. There was fair general demand.

Ex-Estate offerings remained fairly static and totalled 0.84 M/Kgs.

Following a general decline in quality, the better teas were often irregular and easier. Consequently, with the exception of a few select invoices most teas in the Best and Below Best categories often declined by Rs. 20-30 per kg. The improved activity at the lower end, in the backdrop of limited availability, pushed prices up particularly as the sale progressed by Rs. 20-30 per kg.

High & Mid Grown CTC teas too followed a similar trend with prices often appreciating at the lower end. Corresponding Low Grown types were firm to marginally dearer.

The improved activity at the lower end 'Tea for Price Category,' perhaps augurs well for tea prices in the foreseeable future.

Selective interest from shippers to the UK and the continent. Fairly widespread activity from shippers to the CIS, Japan and China, whilst shippers to South Africa lent usual support.

Low Grown comprised of 2.5 M/Kgs. The Leafy category met with less demand, whilst the Semi-Leafy and Tippy categories met with good demand. There was an improved activity from shippers to Türkiye and Iran, whilst shippers to CIS bid selectively.

In the Leafy and Semi-Leafy catalogues, well-made BOP1/OP1's were easier, whilst the balance were firm. High-priced OP/OPA's were lower, whilst the balance sold around last levels. Well-made PEK's particularly the bolder varieties appreciated, whilst the balance sold around last levels. Select Best PEK1's were firm, whilst the balance eased.

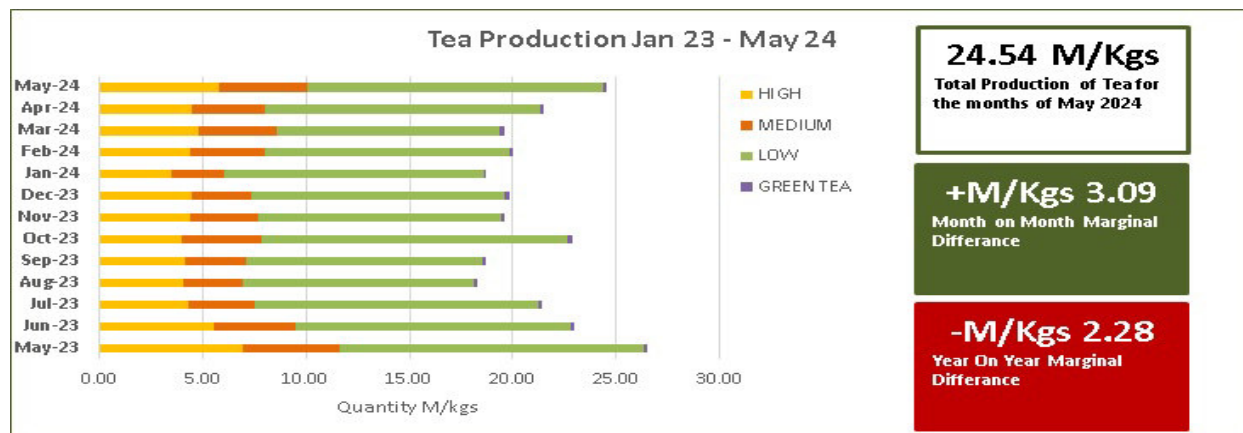
In the Tippy catalogues, Select Best FBOP's were firm, whilst the balance were firm to dearer. However, the bolder varieties declined. FF1's, in general, appreciated.

In the Premium catalogues, Very Tippy teas met with good demand and were dearer. Best and the clean leaf Below Best were firm to dearer, whilst the balance were irregular following quality.

NOTE

The Ex-Estate catalogue will be sold in an Out Cry Auction scheduled to be held on Wednesday, 26 June 2024 commencing 9 a.m. at the Jasmine Hall, BMICH

NATIONAL TEA PRODUCTION



➤ Production for the Month was recorded at 24.54 M/Kgs in May 2024 (↓ of 2.28 M/Kgs)

➤ Cumulative Quantity produced stands at 104.37 M/Kgs (↓ of 7.2 M/Kgs)

May 2023/2022/2021

* Sri Lanka Tea Production for the month of May 2024 totalled 24.54 M/Kgs, recording a decline of 2.28 M/Kgs vis-à-vis 26.82 M/Kgs of May 2023. All Elevations have recorded a decline in comparison with the corresponding period of 2023.

* Compared to 26.11 M/Kgs of May 2022, the corresponding month shows a decrease of 1.57 M/Kgs (Refer table below).

ELEVATION	TOTAL		(2024-2023)		TOTAL	(2024-2022)	
	2024	2023	Variance (M/Kg)	%		Variance (M/Kg)	%
HIGH	5,785,866	7,140,569	-1.35	-18.97%	6,323,965	-0.54	-8.51
MEDIUM	4,314,603	4,715,763	-0.40	-8.51%	4,722,178	-0.41	-8.63
LOW	14,260,736	14,760,035	-0.50	-3.38%	14,844,241	-0.58	-3.93
GREEN TEA	188,529	208,724	-0.02	-9.68%	222,031	-0.03	-15.09
TOTAL	24,549,734	26,825,091	-2.28	-8.48%	26,112,415	-1.57	-5.98

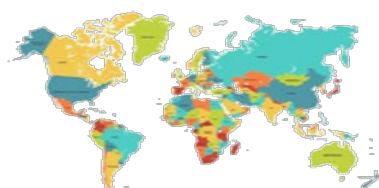
January-May 2024/2023/2022

* January-May 2024 cumulative production totalled 104.37 M/Kgs, recording a decrease of 7.20 M/Kgs vis-à-vis 111.57 M/Kgs of January-May 2023. Compared to the corresponding period in 2023, all elevations have shown negative variances in the year 2024.

* Compared to 112.82 M/Kgs of January-May 2022, cumulative production of 2024 shows a decrease of 8.45 M/Kgs. On a cumulative basis, all elevations have shown a decrease over the corresponding period of 2022 (Refer table below). (Refer statistical details on Page No. 14)

ELEVATION	TOTAL		(2024-2023)		TOTAL	(2024-2022)	
	2024	2023	Variance (M/Kg)	%		Variance (M/Kg)	%
HIGH	23,095,039	26,023,700	-2.93	-11.25%	26,690,982	-3.60	-13.47%
MEDIUM	17,747,583	18,067,065	-0.32	-1.77%	18,813,217	-1.07	-5.66%
LOW	62,685,446	66,452,805	-3.77	-5.67%	66,325,268	-3.64	-5.49%
GREEN TEA	849,675	1,033,697	-0.18	-17.80%	994,111	-0.14	-14.53%
TOTAL	104,377,743	111,577,267	-7.20	-6.45%	112,823,578	-8.45	-7.49%

NATIONAL TEA EXPORTS



Key Highlights:

- * Monthly Exports have been recorded at 19.45 M/Kgs - (Decrease of 1.10 M/Kgs against 2023)
- * F.O.B Value records Rs. 1,772.24 for the month (USD 5.95) - (Increase of Rs. 16.66 and USD 0.25 against 2023)
- * Cumulative Exports recorded 98.15 M/Kgs - (Increase of 7.35 M/Kgs YoY)
- * Cumulative F.O.B Value reaches Rs. 1,772.33 (USD 5.80), recording a Rs. 169.47 decrease against the corresponding year-to-date period of 2023
- * Iraq maintains the top position amongst leading importer countries of Ceylon Tea for the cumulative period in 2024

May 2024/2023

* Tea Exports for the month of May 2024 totalled 19.45 M/Kgs, showing a negative variance of 1.10 M/Kgs vis-à-vis 20.55 M/Kgs of May 2023. All categories except for Bulk Tea and Tea Bags have shown negative variances in comparison with the corresponding month of the previous year.

* FOB value in May 2024 was recorded at Rs. 1,772.24, a marginal increase of Rs. 16.66 YoY compared to Rs. 1,755.58 of May 2023. All categories have witnessed positive variances except for Tea Bags in LKR and USD terms respectively (Refer table below).

	Quantity		Variance	Approx. FOB per kg Rs			Approx. FOB per kg USD		
	2024	2023		2024	2023	Variance	2024	2023	Variance
Tea In Bulk	9,124,701	8,740,807	383,894	1,510.10	1,504.89	5.22	5.07	4.89	0.18
Tea Packets	7,615,256	8,992,516	-1,377,260	1,704.39	1,632.98	71.41	5.72	5.30	0.42
Tea Bags	2,161,562	1,873,854	287,708	2,632.38	2,823.45	-191.06	8.84	9.17	(0.33)
Instant	231,888	374,999	-143,111	3,248.25	3,193.75	54.50	10.91	10.37	0.54
Green Tea	318,637	570,215	-251,578	3,991.21	3,076.75	914.46	13.40	9.99	3.41
Grand Total	19,452,045	20,552,391	-1,100,346	1,772.24	1,755.58	16.66	5.95	5.70	0.25

Source - Sri Lanka Customs / Oanda Exchange Rates

JANUARY-MAY 2024/2023

* January-May 2024 cumulative exports totalled 98.15 M/Kgs, recording an increase of 7.35 M/Kgs vis-à-vis 90.80 M/Kgs of January-May 2023. All categories except for Bulk Tea and Tea Bags have recorded negative variances against the same period of the previous year.

* FOB value for the period stood at Rs. 1,772.33, a decrease of Rs.169.48 vis-à-vis Rs. 1,941.81 of January-May 2023.

* All categories showed negative variances in LKR terms except for Green tea, whilst marginal gains were recorded in USD terms (excluding Tea Bags and Instant Tea) when compared to the corresponding period in 2023 (Refer table below).

	Quantity		Variance	Approx. FOB per kg Rs			Approx. FOB per kg USD		
	2024	2023		2024	2023	Variance	2024	2023	Variance
Tea In Bulk	45,909,131	38,823,775	7,085,356	1,515.89	1,633.05	-117.17	4.96	4.85	0.11
Tea Packets	38,998,907	39,450,387	-451,480	1,688.62	1,848.84	-160.22	5.52	5.49	0.03
Tea Bags	10,336,065	9,327,153	1,008,912	2,704.61	3,000.81	-296.20	8.85	8.91	(0.06)
Instant	1,075,386	1,264,694	-189,308	3,229.30	3,578.22	-348.91	10.56	10.62	(0.06)
Green Tea	1,837,002	1,937,773	-100,771	3,860.06	3,855.14	4.92	12.63	11.45	1.18
Grand Total	98,156,490	90,803,781	7,352,709	1,772.33	1,941.81	-169.48	5.80	5.76	0.03

Source - Sri Lanka Customs / Oanda Exchange Rates

Iraq has been ranked No. 01 amongst major importers of Ceylon Tea with a total of 12.2 M/Kgs, an increase of 18% YoY in January-May 2024 against the previous year's 10.42 M/Kgs, whilst Russia has secured 2nd place with 10.67 M/Kgs (a 5% increase YoY) followed by the U.A.E with 10.34 M/Kgs (67% increase YoY). Other notable importer countries are Türkiye (7.04 M/Kgs), Iran (4.98 M/Kgs) and China (4.46 M/Kgs). (Refer statistical details on Page No. 16)

CROP AND WEATHER

FOR THE PERIOD 11th - 17th June 2024

Western/Nuwara Eliya Regions



The Nuwara Eliya Region reported bright weather, whilst clear mornings and sporadic evening showers were reported in the Western Region throughout the week. The Department of Meteorology expects showers and windy conditions in both the regions in the week ahead.

Uva/Udapussellawa Regions



Sunny weather was reported in the Uva and Udapussellawa regions throughout the week.

Low Grown



The Low Grown Region reported bright mornings and sporadic evening showers throughout the week. According to the Department of Meteorology, rain is expected in the Low Grown Region in the week ahead.

Crop

The Western, Nuwara Eliya and Low Grown regions maintained the crop intake, whilst the Uva and Udapussellawa regions reported a decline.

HIGH GROWN TEAS

■ Incline from last week
■ Decline from last week
■ Static Market

BOP

Best Western's - A few select invoices sold firm, whilst the others were irregular and tended easier. In the Below Best category, most teas were firm and up to Rs. 20-30 per kg easier. Plainer sorts were firm and Rs. 20-40 per kg dearer. Nuwara Eliya's were easier and mostly unsold. Uda Pussellawa's - At the commencement of the sale were up to Rs. 20 per kg dearer and appreciated further by Rs. 20-30 per kg by the close. Uva's - Commenced firm and appreciated by Rs. 20-30 per kg towards the close.

BOPF

Best Western's - A few select invoices sold around last week's levels, whilst the others declined by up to Rs. 50 per kg and more for select high-priced teas of last week. In the Below Best category, teas in the higher price bracket declined by Rs. 20-30 per kg, whilst the others were generally firm. Plainer sorts were firm and Rs. 20-30 per kg dearer. Nuwara Eliya's were irregular and mostly unsold. Uda Pussellawa's - At the commencement of the sale were barely steady and appreciated by Rs. 20-30 per kg by the close. Uva's mostly sold around last week's levels.

OP/OPA

OP/OPA's, in general, were firm to easier.

PEKOE/PEKOE1

A limited selection of flavoury PEK's that were available were irregular. Orthodox Leafy PEK's were dearer by Rs. 50-100 per kg and more at times. PEK1's, in general, were firm to easier by Rs. 50 per kg. Few select Best Rotavane PEK's were fully firm following special inquiry, whilst the balance were irregular and mostly firm. Others and poorer sorts gained by Rs. 40-60 per kg.

FBOP/FBOPF1

A limited selection of well-made flavoury FBOP's were firm to dearer. Well-made Orthodox Leafy FBOP/FF1's were dearer by Rs. 50 per kg, whilst teas at the lower end were firm to dearer.

QUOTATIONS LKR SALE DTE	BOP		BOPF		PEKOE/FBOP		OP	
	11/12 Jun	18/19 Jun	11/12 Jun	18/19 Jun	11/12 Jun	18/19 Jun	11/12 Jun	18/19 Jun
Best Westerns	1420-1600	1400 - 1650	1300-1500	1320 - 1500	1420-1950	1400 - 1850	1100-1340	1160 - 1320
Below Best Westerns	1140-1220	1200 - 1380	1140-1260	1180 - 1300	1050-1400	1100 - 1380	950-1080	980 - 1140
Plainer Westerns	1040-1100	1000 - 1180	1120	1100 - 1160	800-1020	820 - 1080	780-920	800 - 960
Nuwara Eliyas	N/A	N/A	N/A	N/A	880-1550	900 - 1650	1000-1140	1020 -
Brighter Udupussellawas	1020-1080	1100 - 1200	1120-1180	1100 - 1180	1200-1900	1260 - 2050	1080-1320	1120 - 1300
Other Udupussellawas	980-1000	1000 - 1080	1020-1100	N/A	820-1180	820 - 1240	760-1060	780 - 1100
Best Uvas	980-1040	1080 - 1180	1140-1240	1120 - 1180	1300-2000	1320 - 1950	1080-1440	1120 - 1300
Other Uvas	N/A	1000 - 1060	960-980	1020 - 1100	850-1280	840 - 1300	760-1060	780 - 1100

MEDIUM GROWN TEAS

■ Incline from last week
■ Decline from last week
■ Static Market

BOP Generally firm.

BOPF Barely steady.

OP/OPA OP/OPA's, in general, were firm to easier by Rs. 50 per kg

PEKOE/PEKOE1 PEK's were dearer by Rs. 50-100 per kg and more at times. PEK1's, in general, were firm to easier by Rs. 50 per kg.

FBOP/FBOPF1 Well-made FBOP/FF1's together with clean leaf Below Best sorts were dearer by Rs. 50 per kg, whilst the others at the lower end were firm to selectively dearer.

QUOTATIONS LKR SALE DTE	BOP		BOPF		PEKOE/FBOP		OP	
	11/12 Jun	18/19 Jun	11/12 Jun	18/19 Jun	11/12 Jun	18/19 Jun	11/12 Jun	18/19 Jun
Good Mediums	1060-1900	1140 - 1900	1080-1260	1140 - 1200	1400-2250	1480 - 2150	1100-1400	1140 - 1480
Other Mediums	750-870	790 - 1080	770-1040	740 - 1080	820-1380	820 - 1460	780-1080	800 - 1120

UNORTHODOX / CTC TEAS

HIGH GROWN BP1s/PF1s - Mostly sold around last.

MEDIUM GROWN BP1s - Generally firm. PF1s - Better teas sold around last, whilst the others were firm and tended dearer.

LOW GROWN BP1s - Sold around last. PF1s - Firm and up to Rs. 20 per kg dearer.

QUOTATIONS LKR SALE DTE	BP1		PF1	
	11/12 Jun	18/19 Jun	11/12 Jun	18/19 Jun
High Grown	N/A	N/A	1140-1220	1080 - 1260
Medium Grown	N/A	1060 - 1200	1160-1260	1140 - 1240
Low Grown	1200	1160 - 1240	1160-1380	1160 - 1320

OFF GRADES

■ Incline from last week
■ Decline from last week
■ Static Market

FGS1/FGS

Select Best varieties appreciated by Rs. 20-40 per kg and more following special inquiry. Clean leaf Below Best varieties gained by Rs. 40-60 per kg, whilst teas at the bottom end of the market were irregular. Low Grown - In general, were firm to dearer by Rs. 20 per kg. CTC's - High Grown varieties were lower by Rs. 20-40 per kg following quality, whilst the balance appreciated by Rs. 20-30 per kg.

BROKENS

Main Grade reducer varieties in general were dearer, whilst the Below Best and poorer sorts were firm to dearer by Rs. 20 per kg.

BOP1A

Main Grade reducer varieties maintained, whilst the balance were irregular. Below Best varieties which commenced firm, declined by Rs. 20-30 per kg towards the latter part of the sale. The poorer sorts were dearer by Rs. 10-30 per kg.

QUOTATIONS LKR

SALE DTE	HIGH		MEDIUM		LOW	
	11/12 Jun	18/19 Jun	11/12 Jun	18/19 Jun	11/12 Jun	18/19 Jun
Better Fannings (Orthodox)	830-1200	860 - 1260	820-1160	840 - 1180	820-940	840 - 1020
Better Fannings (CTC)	940-1000	940 - 980	840-1100	820 - 1120	800-1380	800 - - 1320
Other Fannings (Orthodox)	740-790	710 - 820	740-790	720 - 800	750-800	700 - 800
Other Fannings (CTC)	N/A	N/A	740-770	730 - 770	740-780	750 - 770
Good Brokens	810-1300	820 - 1200	800-1260	800 - 1320	820-1750	820 - - 1700
Other Brokens	710-790	710 - 790	680-780	680 - 780	680-790	650 - 790
Better BOP1As	810-900	790 - 840	800-940	780 - 1000	820-1550	800 - 1440
Other BOP1As	730-790	740 - 770	730-780	720 - 760	710-790	720 - 780

DUSTS

DUST1

Select Best Dust1's declined by Rs. 50 per kg. The Best Dust1's where quality was maintained were firm , whilst the others were easier by Rs. 30-50 per kg. The Below Best varieties were easier by Rs. 20-40 per kg, whilst the poorer sorts were firm to dearer by Rs. 30-50 per kg. Low Grown - Best varieties were dearer by Rs. 40-60 per kg, whilst the Below Best varieties together with the poorer sorts were firm to easier by Rs. 20-30 per kg. Best High & Medium Grown CTC's declined by Rs. 40-50 per kg, whilst the Below Best varieties together with the poorer sorts were firm to easier by a similar margin. Best Low Grown varieties were firm to dearer by Rs. 40-50 per kg, whilst the Below Best and poorer sorts were mostly firm.

DUST

Clean leaf secondaries declined by Rs. 30-50 per kg, whilst the poorer sorts were dearer by Rs. 20-40 per kg. Best Low Grown varieties were dearer by Rs. 30-40 per kg, whilst the poorer sorts were mostly firm.

QUOTATIONS LKR

SALE DTE	HIGH		MEDIUM		LOW	
	11/12 Jun	18/19 Jun	11/12 Jun	18/19 Jun	11/12 Jun	18/19 Jun
Better Primary Dust (Orthodox)	1280-1850	1260 - 1800	1000-1100	1060 - 1280	1000-1500	980 - 1140
Better Primary Dust (CTC) P. Dust	1100-1220	1060 - 1180	1080-1260	1060 - 1220	1100-1220	1080 - 1280
Below Best Primary Dust (Orthodox)	1020-1260	1040 - 1220	870-980	860 - 1040	840-980	810 - 960
Other Primary Dust (CTC) P. Dust	1000-1100	920 - 1040	740-1060	760 - 1020	810-1080	850 - 1060
Other Primary Dust (Orthodox)	770-1000	830 - 1020	750-860	740 - 850	770-820	720 - 800
Better Secondary Dust	1060-1240	1020 - 1160	880-940	900 - 980	1000-1240	1060 - 1280
Other Secondary Dust	770-1020	780 - 1000	720-860	720 - 880	740-960	710 - 1000

LOW GROWN TEAS

■ Incline from last week
■ Decline from last week
■ Static Market

FBOP/FBOP1	Select Best FBOP's were firm, whilst the Best and Below Best together with the clean leaf teas at the bottom were firm to dearer. The balance were easier. However, the bolder varieties declined. FBOP1's, in general, were firm.
BOP	Well-made BOP's together with the clean leaf Below Best and the clean leaf teas at the bottom appreciated, whilst the balance sold around last levels.
BOP1	Select Best BOP1's were easier, whilst the balance sold around last levels.
OP1	Well-made OP1's declined, whilst the balance were firm.
OP	High-priced OP's were easier, whilst the balance sold around last levels.
OPA	Select Best OPA's declined, whilst the Best and Below Best together with the clean leaf teas at the bottom were firm. The balance were irregular following quality.
PEKOE	Well-made PEK's particularly the bolder varieties appreciated, whilst the balance sold around last levels. Select Best PEK1's were firm, whilst the balance were irregular.
BOPF	Select Best and Best BOPF's sold around last levels, whilst the balance were easier.
FBOPF/FBOPF1	Very Tippy teas met with good demand and were dearer. Best and the clean leaf Below Best too were firm to dearer, whilst the balance were irregular following quality. FF1's, in general, appreciated.

QUOTATIONS LKR SALE DTE	SELECT BEST		BEST		BELOW BEST		OTHERS	
	11/12 Jun	18/19 Jun	11/12 Jun	18/19 Jun	11/12 Jun	18/19 Jun	11/12 Jun	18/19 Jun
FBOP 1	1800-2300	1800 - 2250	1650-1750	1650 - 1750	1550-1600	1550 - 1600	1150-1200	1150 - 1200
FBOP	2400-2600	2300 - 2400	1850-1950	1850 - 1950	1650-1700	1650 - 1700	1200-1250	1200 - 1250
BOP 1	2350-3200	2350 - 3200	1950-2300	1950 - 2300	1300-1800	1500 - 1800	900-1280	1000 - 1450
BOP	1850-1950	1850 - 2000	1550-1650	1600 - 1700	1300-1350	1300 - 1350	1150-1200	1150 - 1200
BOPF	1450-1750	1450 - 1750	950-1050	950 - 1050	850-900	850 - 900	750-800	750 - 800
FBOPF (TIPPY)/FBOPF SP	6300-7200	6300 - 7200	4800-5500	4800 - 5500	3500-4200	3500 - 4200	1300-1550	1300 - 1550
FBOPF 1	1900-2100	1900 - 2100	1700-1800	1750 - 1850	1400-1450	1450 - 1500	1050-1150	1000 - 1100
FBOPF	1800-2250	1900 - 2350	1600-1650	1650 - 1700	1400-1450	1450 - 1500	1100-1200	1150 - 1250
OP 1	2500-3400	2400 - 3400	2050-2450	2100 - 2350	1600-2000	1650 - 2050	800-1500	800 - 1550
OP	1500-1900	1500 - 1800	1440-1480	1400 - 1480	1280-1420	1250 - 1380	900-1260	900 - 1150
OPA	1440-2100	1500 - 2050	1300-1420	1350 - 1480	1200-1280	1200 - 1300	850-1180	850 - 1200
PEKOE	1500-2300	1850 - 2200	1300-1480	1650 - 1800	1000-1280	1300 - 1500	800-980	900 - 1250
PEK 1	1480-2150	1800 - 2150	1360-1460	1650 - 1750	1100-1340	1400 - 1600	800-1080	1000 - 1350

TOP PRICE

WESTERN MEDIUM			
Harangalla	BOP	@	1900
Nayapana	BOPSp		1800
Hatale	BOPSp		1800
Craighead	BOPF/BOPFSp	@	1700
Hatale	BOP1		2150
Craighead	FBOP/FBOP1	@	2150
Uplands	FBOP/FBOP1		2150
Ancoombra	FBOP/FBOP1		2150
Harangalla	FBOPF/FBOPF1		2150
Dartry Valley	OP/OPA		1480
Harangalla	OP1	@	1900
Harangalla	PEK/PEK1	@	1750
Meezan	PEK/PEK1		1750
WESTERN HIGH			
Great Western	BOP	@	1650
Mattakelle	BOP		1650
Queensberry	BOPSp	@	1750
Mattakelle	BOPF/BOPFSp		1500
Wattegodde	BOPF/BOPFSp	@	1440
Venture	BOP1		1550
Queensberry	FBOP/FBOP1	@	1850
Bambarakelly	FBOPF/FBOPF1	@	1850
Glenloch	FBOPF/FBOPF1	@	1750
Bambarakelly	OP/OPA	@	1320
Bambarakelly	OP1		1650
Glenloch	PEK/PEK1	@	1500
Bambarakelly	PEK/PEK1	@	1500
Queensberry	PEK/PEK1	@	1480
NUWARA ELIYAS			
Court Lodge	BOP	@	860
Kenmare	BOPSp		860
Kenmare	BOPF/BOPFSp	@	1020
Court Lodge	BOPF/BOPFSp	@	870
Court Lodge	FBOP/FBOP1	@	1650
Court Lodge	OP/OPA	@	1020
Court Lodge	PEK/PEK1	@	1320
Mahagastotte	PEK/PEK1	@	1320
UDAPUSSELLAWAS			
Alma	BOP		1800
Alma	BOPSp		1800
Alma	BOPF/BOPFSp		1700
Alma	FBOP/FBOP1		2050
Blairlomond	FBOPF/FBOPF1	@	1650
Delmar	FBOPF/FBOPF1	@	1650
Alma	OP/OPA		1300
Blairlomond	OP/OPA	@	1260
Alma	OP1		1550
Blairlomond	OP1	@	1500
Alma	PEK/PEK1		1750
LOW GROWNS			
Pothotuwa	BOP	@	2100
Ceciliyan	BOP		2100
New Hopewell	BOP	@	2000
Galatara	BOP		2000
Peak View Super	BOP		2000
Suduwelipothahena Super	BOP		2000

LOW GROWNS			
Kuttapitiya Super	BOP		2000
KDU Super	BOP		2000
Sunrise	BOP		2000
Dellawa	BOP	@	1950
Nawagamuwehena	BOP		1950
Aruna	BOP		1950
Matuwagalla Super	BOP		1950
Mulatiyana Hills	BOP		1950
New Mount Carmel	BOP		1950
Wikilliya	BOP		1950
Gunawardena	BOPSp	@	1900
Palmgarden	BOPSp	@	1850
New Panilkanda	BOPSp		1850
Yalta	BOPSp		1850
Hidellana	BOPF		1950
Ceciliyan	BOPF		1900
Pothotuwa	BOPF	@	1850
Golden Garden	BOPFSp		2050
Makandura	BOPFSp		2000
Palmgarden	BOPFSp	@	1950
Parakaduwa Super	BOPFSp		1950
Golden Garden	BOPFSp		1950
Kiruwanganga	BOPFSp		1950
Andaradeniya Super	BOPFSp		1950
Hidellana	FBOP	@	2500
Kolonna Super	FBOP	@	2400
Sithaka	FBOP		2400
Wattahena	FBOP1		2250
Nelunwatta	FBOP1		2200
Hidellana	FBOP1		2200
Kolonna Super	FBOP1	@	2150
Suwishka	FBOP1		2150
Suduwelipothahena Super	FBOPF		2650
Gunawardena	FBOPF	@	2600
New Hopewell	FBOPF		2450
Green Lanka	FBOPF1		2250
Wijaya Group	FBOPF1		2200
Pothotuwa	FBOPF1	@	2150
New Vithanakande	FBOPF1		2150
Makandura	FBOPF1		2150
Ransegoda	FBOPF1		2150
Lumbini	FBOPF1		2150
Athukorala Group Super	FBOPF1		2150
Galatara	FBOPF1		2150
Gunawardena	BOP1		3200
Pothotuwa	BOP1	@	3100
Pothotuwa	OP1	@	3400
Kolonna Super	OP1	@	2650
Mahaliyadda	OP		1800
Miriswatta	OPA		2050
Lumbini	PEK		2200
New Batuwangala	PEK1		2150

@ - SOLD BY FORBES & WALKER TEA BROKERS (PVT) LTD. ** - ALL TIME RECORD PRICE. * - EQUAL ALL TIME RECORD PRICE

UVA MEDIUM			
Halpewatta Uva	BOP		1850
Demodera 'S'	BOP	@	1800
Blossoms Uva Tea	BOPSp	@	1650
Dickwella	BOPF/BOPFSp	@	1750
Halpewatte Uva	BOP1		2000
Ury	FBOP/FBOP1		2100
Sarnia Plaiderie	FBOPF/FBOPF1	@	1850
Glen Alpin	FBOPF/FBOPF1		1850
Blossoms Uva Tea	FBOPF/FBOPF1	@	1800
Telbedde	FBOPF/FBOPF1	@	1800
Ury	OP/OPA		1380
Kinellan	OP1		1700
Dickwella	OP1	@	1650
Misty-Uva	OP1	@	1650
Misty-Uva	PEK/PEK1	@	1700
Aruna Keppetipola	PEK/PEK1		1700
Roseland Uva	PEK/PEK1		1700
UVA HIGH			
Glenanore	BOP		1700
Spring Valley	BOPSp	@	1700
Mount Uva	BOPSp		1700
Uva Highlands	BOPF/BOPFSp	@	1500
Glenanore	BOP1	@	1950
Gonamotawa	FBOP/FBOP1	@	1950
Glenanore	FBOP/FBOP1	@	1900
Ellathota Uva	FBOP/FBOP1	@	1850
Spring Valley	FBOP/FBOP1	@	1850
Glenanore	FBOPF/FBOPF1	@	1850
Battawatte	FBOPF/FBOPF1		1850
Battawatte	OP/OPA		1300

UVA HIGH			
Craig	OP1		1700
Ranaya	PEK/PEK1		1650
UNORTHODOX HIGH			
Dunsinane CTC	PF1	@	1260
Mount Vernon CTC	BP1	@	850
UNORTHODOX MEDIUM			
New Peacock CTC	PF1	@	1240
Strathdon CTC	PF1	@	1240
New Peacock CTC	BP1	@	1200
UNORTHODOX LOW			
Kalubowitiyana CTC	PF1	@	1280
Ceciliyan CTC	BP1	@	1240
PREMIUM FLOWERY			
Samwin	FBOPFSp		7450
Ivy Hills	FBOPFExSp		6850
Garden Leaf	FBOPFExSp1	@	7000
Rajjuruwatta Super	FBOPFExSp1		6900
New Kandedola	FBOPFExSp1	@	6450
DUSTS			
Mattakelle	DUST1		1800
Hingalgoda CTC	PD		1280
OFF GRADES			
Wanarajah	FGS/FGS1	@	1260
Clydesdale	FGS/FGS1	@	1240
Agra Ouvah	FGS/FGS1	@	1220
Waltrim	FGS/FGS1	@	1220
Stockholm	FGS/FGS1		1220
Strathdon CTC	PFGS	@	1120
New Kandedola	BM	@	1180
Aldora	BM	@	1120
Narangala Super	BM	@	1080
Bogoda	BM		1080
Chandrika Estate	BP		1700
Chandrika Estate	BOP1A		1440

@ - SOLD BY FORBES & WALKER TEA BROKERS (PVT) LTD. ** - ALL TIME RECORD PRICE. * - EQUAL ALL TIME RECORD PRICE

QUANTITY SOLD

DURING THE PERIOD 10TH - 15TH JUNE 2024	WEEKLY (KGS)		TODATE (KGS)	
	2024	2023	2024	2023
PRIVATE SALES	137,771	90,775	2,739,030	2,382,340
PUBLIC AUCTION	4,878,465	6,264,213	109,068,439	111,394,789
FORWARD CONTRACTS	65,290	58,800	807,950	1,419,668
DIRECT SALES	NIL	NIL	NIL	NIL
TOTAL	5,081,526	6,413,788	112,615,419	115,196,797
BMF EXCLUDED FROM PRIVATE SALE	21,600	92,047	1,055,727	1,173,343

(QUANTITY SOLD AND THE AVERAGE PRICE PER AUCTION)

	Quantity (M/kgs)			AVG Price (LKR)			Avg Price (USD)		
	2024	2023	2022	2024	2023	2022	2024	2023	2022
05TH JUNE 2024	5.59	6.03	5.08	1258.98	957.09	1182.89	4.24	3.36	3.32
12TH JUNE 2024	4.88	6.26	5.49	1263.04	965.28	1259.02	4.23	3.18	3.54

Source: Central Bank of Sri Lanka / Buying Rates

RATES OF EXCHANGE

SRI LANKA RUPEE APPROX PER UNIT OF CURRENCY

YEAR	2024	2023	2022
USD	299.31	298.47	357.28
STG.PD	378.58	379.69	436.34
EURO	319.23	324.45	374.28
YEN	1.89	2.10	2.63

Source: Central Bank of Sri Lanka / Buying Rates

PUBLIC AUCTION/GROSS SALES AVERAGE

SALE NO 23 11TH/12TH JUNE 2024	WEEKLY(LKR)			TODATE (LKR)			WEEKLY(USD)			TODATE(USD)		
	2024	2023	2022	2024	2023	2022	2024	2023	2022	2024	2023	2022
Uva High Grown	1097.35	814.12	999.96	1115.59	1068.25	898.71	3.67	2.69	2.81	3.65	3.20	3.28
Western High Grown	1171.20	878.56	972.74	1197.84	1249.56	895.32	3.92	2.90	2.73	3.92	3.75	3.27
CTC High Grown	1119.90	829.96	840.72	1127.47	1117.81	754.42	3.75	2.74	2.36	3.69	3.35	2.75
High Grown (Summary)	1145.91	858.05	982.35	1172.12	1195.75	896.38	3.84	2.83	2.76	3.84	3.59	3.27
Uva Medium Grown	1152.45	853.42	1131.11	1155.27	1073.93	961.39	3.86	2.81	3.18	3.78	3.22	3.51
Western Medium Grown	1072.82	824.26	900.92	1090.40	1061.78	820.27	3.59	2.72	2.53	3.57	3.18	2.99
CTC Medium Grown	1028.34	771.80	789.64	976.59	1016.19	675.10	3.44	2.55	2.22	3.20	3.05	2.46
Medium Grown (Summary)	1101.84	833.70	974.49	1111.68	1065.58	863.97	3.69	2.75	2.74	3.64	3.19	3.15
Orthodox Low Grown	1381.26	1067.64	1484.91	1402.25	1346.12	1135.47	4.62	3.52	4.17	4.59	4.04	4.14
CTC Low Grown	967.76	864.15	979.24	1027.75	986.56	730.88	3.24	2.85	2.75	3.37	2.96	2.67
Low Grown(Summary)	1355.44	1056.41	1453.08	1377.16	1326.16	1107.28	4.54	3.48	4.08	4.51	3.98	4.04
Total	1263.04	965.28	1259.02	1288.07	1255.68	1020.29	4.23	3.18	3.54	4.22	3.76	3.72

Source: Oanda Exchange Rates

Source: MSL - Averages

SRI LANKA TEA PRODUCTION (M/KGS)

MAY 2024

Elevation	CTC		CHANGE 23/24		ORTHODOX		CHANGE 23/24		TOTAL		CHANGE 23/24	
	2024	2023	Actual	%	2024	2023	Actual	%	2024	2023	Actual	%
HIGH	534,822	640,329	-0.11	-16.48	5,251,044	6,500,240	-1.25	-19.22	5,785,866	7,140,569	-1.35	-18.97
MEDIUM	669,667	974,648	-0.30	-31.29	3,644,936	3,741,115	-0.10	-2.57	4,314,603	4,715,763	-0.40	-8.51
LOW	919,364	968,111	-0.05	-5.04	13,341,372	13,791,924	-0.45	-3.27	14,260,736	14,760,035	-0.50	-3.38
GREEN TEA	000	000	0.00	N/A	000	000	0.00	N/A	188,529	208,724	-0.02	-9.68
T/B Adjustment	000	000	0.00	N/A	000	000	0.00	N/A	00	00	00	00
TOTAL	2,123,853	2,583,088	-0.46	-17.78	22,237,352	24,033,279	-1.80	-7.47	24,549,734	26,825,091	-2.28	-8.48

JANUARY - MAY 2024

Elevation	CTC		CHANGE 23/24		ORTHODOX		CHANGE 23/24		TOTAL		CHANGE 23/24	
	2024	2023	Actual	%	2024	2023	Actual	%	2024	2023	Actual	%
HIGH	2,341,434	2,359,317	-0.02	-0.76	20,753,605	23,664,383	-2.91	-12.30	23,095,039	26,023,700	-2.93	-11.25
MEDIUM	2,720,998	3,360,273	-0.64	-19.02	15,026,585	14,706,792	0.32	2.17	17,747,583	18,067,065	-0.32	-1.77
LOW	4,270,030	4,358,492	-0.09	-2.03	58,415,416	62,094,313	-3.68	-5.92	62,685,446	66,452,805	-3.77	-5.67
GREEN TEA	000	000	0.00	N/A	000	000	0.00	N/A	849,675	1,033,697	-0.18	-17.80
T/B Adjustment	000	000	0.00	N/A	000	000	0.00	N/A	00	00	00	00
TOTAL	9,332,462	10,078,082	-0.75	-7.40	94,195,606	100,465,488	-6.27	-6.24	104,377,743	111,577,267	-7.20	-6.45

SRI LANKA TEA EXPORTS

DESCRIPTION	QUANTITY (kgs)	VALUE	APPROX AVG UNIT FOB VALUE PER KG.RS/CTS
MAY 2024			
Tea In Bulk	9,124,701	13,779,231,098	1,510.10
Tea In Packets	7,615,256	12,979,398,904	1,704.39
Tea In Bags	2,161,562	5,690,062,371	2,632.38
Instant Tea	231,888	753,230,049	3,248.25
Green Tea	318,637	1,271,749,135	3,991.22
Total	19,452,044	34,473,671,557	1,772.24
MAY 2023			
Tea In Bulk	8,740,807	13,153,927,295	1,504.89
Tea In Packets	8,992,516	14,684,639,782	1,632.98
Tea In Bags	1,873,854	5,290,728,360	2,823.45
Instant Tea	374,999	1,197,650,800	3,193.74
Green Tea	570,215	1,754,407,306	3,076.75
Total	20,552,391	36,081,353,543	1,755.58
JANUARY TO MAY 2024			
Tea In Bulk	45,909,131	69,593,048,086	1,515.89
Tea In Packets	38,998,907	65,854,411,065	1,688.62
Tea In Bags	10,336,065	27,955,005,194	2,704.61
Instant Tea	1,075,386	3,472,746,836	3,229.30
Green Tea	1,837,002	7,090,939,331	3,860.06
Total	98,156,491	173,966,150,512	1,772.33
JANUARY TO MAY 2023			
Tea In Bulk	38,823,775	63,401,244,385	1,633.05
Tea In Packets	39,450,387	72,937,345,441	1,848.84
Tea In Bags	9,327,153	27,989,040,350	3,000.81
Instant Tea	1,264,694	4,525,348,683	3,578.22
Green Tea	1,937,773	7,470,380,429	3,855.14
Total	90,803,782	176,323,359,288	1,941.81

Source : Sri Lanka Customs Statistical Dept.

MAJOR IMPORTERS OF SRI LANKA TEA

Page No 16

Country	Bulk Tea	Packeted Tea	Tea Bags	Instant Tea	Green Tea	Total 2024	Total 2023
IRAQ	742,540.00	11,392,242.00	147,359.00	006.00	8,228.00	12,290,375.00	10,427,977.00
RUSSIA	9,121,766.00	1,185,377.00	197,506.00	028.00	169,185.00	10,673,862.00	10,179,740.00
U.A.E.	6,093,089.00	3,859,879.00	171,146.00	3,042.00	218,781.00	10,345,937.00	6,187,622.00
TURKEY	2,819,084.00	4,086,627.00	137,009.00		6,835.00	7,049,554.00	10,877,423.00
IRAN	3,249,310.00	1,729,037.00	9,110.00			4,987,457.00	1,851,817.00
CHINA	3,927,795.00	425,140.00	77,622.00	937.00	33,470.00	4,464,964.00	4,741,373.00
SAUDI ARABIA	794,804.00	2,008,112.00	1,091,386.00	19,000.00	82,429.00	3,995,731.00	2,823,024.00
AZERBAIJAIN	3,807,287.00	135,665.00	3,227.00	014.00	5,685.00	3,951,877.00	3,460,717.00
GERMENY	2,455,500.00	741,022.00	68,717.00	32,000.00	16,869.00	3,314,107.00	2,697,562.00
CHILE	2,492,750.00	74,995.00	667,966.00	451.00	29,805.00	3,265,968.00	2,187,722.00
SYRIA	592,100.00	1,909,058.00	394,914.00	500.00		2,896,573.00	2,563,698.00
U.S.A.	721,678.00	880,333.00	454,189.00	80,000.00	303,912.00	2,440,112.00	2,295,766.00
LIBYA		2,153,709.00	360.00		71,527.00	2,225,596.00	3,893,115.00
JORDAN		1,220,762.00	924,716.00		7,827.00	2,153,304.00	2,132,539.00
JAPAN	1,543,764.00	90,912.00	285,182.00	7,800.00	3,741.00	1,931,399.00	1,910,648.00
TAIWAN	1,432,624.00	180,250.00	19,530.00	14,040.00	24,528.00	1,670,972.00	1,636,657.00
POLAND	546,490.00	213,096.00	747,434.00		84,133.00	1,591,153.00	1,347,996.00
HONG KONG	1,115,205.00	232,166.00	35,877.00	029.00	7,182.00	1,390,459.00	1,346,904.00
BELGIUM	14,476.00	1,173,961.00	57,517.00		7,686.00	1,253,641.00	1,260,926.00
AUSTRALIA	123,017.00	225,825.00	713,605.00	4,949.00	76,613.00	1,144,009.00	832,821.00
ITALY	1,017,580.00	35,779.00	4,601.00		1,974.00	1,059,934.00	817,103.00
KUWAIT	3,028.00	613,108.00	277,481.00		16,028.00	909,644.00	763,189.00
IRELAND		531.00	6,912.00	840,960.00	1,586.00	849,989.00	1,056,925.00
UKRAINE	497,219.00	183,964.00	41,007.00		107,006.00	829,196.00	880,449.00
LEBANON		653,544.00	62,157.00		6,686.00	722,387.00	1,187,723.00

WORLD TEA PRODUCTION (M/KGS)

	2022	2023	2024	TODATE			DIFFERENCE +/-	
	2022	2023	2024	2022	2023	2024	2022 vs 2023	2023 vs 2024
May								
Sri Lanka	26.4	26.8	24.5	113	111.6	104.4	-1.4	-7.2

	2022	2023	2024	TODATE			DIFFERENCE +/-	
	2022	2023	2024	2022	2023	2024	2022 vs 2023	2023 vs 2024
Apr								
Bangladesh	4.9	5.1	4.8	7.1	7.6	6.6	0.5	-1
North India	72.4	63.1	62	126.5	132.1	111.2	5.6	-20.9
South India	20.8	18.5	12.5	67.9	59.3	61.5	-8.6	2.2

	2022	2023	2024	TODATE			DIFFERENCE +/-	
	2022	2023	2024	2022	2023	2024	2022 vs 2023	2023 vs 2024
Mar								
Kenya	46.5	30.5	54.3	136.3	118.1	168.8	-18.2	50.7
Malawi	7.1	6.5	7.3	26	19.1	20.8	-6.9	1.7

DETAILS OF AWAITING SALE

SALE NO : 25

Scheduled for 25TH/26TH JUNE 2024

	LOTS	QUANTITY
ExEstate	687	693,843
High & Medium	1,657	754,269
Leafy	2,026	814,628
Semi Leafy	1,327	537,437
Tippy	1,730	802,785
Premium Flowery	429	65,268
OffGrades	1,977	1,026,352
Dust	495	444,718
Total	10,328	5,139,300
RePrint	562	292,039

02/07/2024

Buyers Prompt

03/07/2024

Sellers Prompt

This sale last year
Sale No. 25 | 27TH/ 28TH JUNE 2023

Lots :10,453
Re-print Lots :861
Quantity :5,768,730 kgs
Re-print Quantity :487,839 kgs

LOW GROWN CATALOGUES

Violations Excluded

07/06/2024

LEAFY

Closed

SEMI-LEAFY

Closed

TIPPY

Closed

OTHER MAIN SALE CATALOGUES

07/06/2024

HIGH & MEDIUM

Closed

PREMIUM FLOWERY

Closed

OFF GRADES

Closed

NO .OF PKGS

140,968

CTC

9,035 Pkgs - 488,596 kgs

ORDER OF SALE

Ex-Estate

LG Large Leaf//Semi Leafy/LG
Small Leaf/BOP1A/ Premium

High & Medium/Off
Grade /Dust

AS

CTB

FW

LC

AS

BC

CTB

BC

LC

BC

MB

CTB

JK

FW

EB

EB

EB

JK

MB

JK

AS

FW

LC

MB

Approx Selling time of
F&W Catalogues

25TH

JUNE 2024

8.30am

Main Sale - High & Medium

12.30pm

Low Grown - Semi Leafy Teas

1.30pm

Low Grown - Tippy Teas

2.30pm

Off Grades

3.00pm

Low Grown - Leafy Teas

26TH

JUNE 2024

8.30am

BOP1A

8.30am

Premium Flowery

10.30am

Ex-Estate

12.30pm

Dust

BC - Bartleet Produce Marketing (Pvt) Ltd FW - Forbes & Walker Tea Brokers (Pvt) Ltd

LC - Lanka Commodity Brokers Ltd AS - Asia Siyaka Commodities PLC

EB - Eastern Brokers Ltd JK - John Keells PLC

CTB - Ceylon Tea Brokers PLC MB - Mercantile Produce Brokers (Pvt)Ltd

DETAILS OF AWAITING SALE

SALE NO : 26
Scheduled for 02ND/03RD JULY 2024

	LOTS	QUANTITY
ExEstate	692	694,564
High & Medium	1,536	682,094
Leafy	1,986	787,077
Semi Leafy	1,310	528,750
Tippy	1,692	780,833
Premium Flowery	346	54,658
OffGrades	2,154	1,057,719
Dust	495	426,856
Total	10,211	5,012,551
RePrint	488	236,113

09/07/2024

Buyers Prompt

10/07/2024

Sellers Prompt

This sale last year
Sale No. 26 | 04TH/ 05TH JULY 2023

Lots	:11,483
Re-print Lots	:761
Quantity	:6,339,603 kgs
Re-print Quantity	:399,352 kgs

LOW GROWN CATALOGUES

Violations Excluded

15/06/2024

LEAFY	SEMI-LEAFY	TIPPY
Closed	Closed	Closed

OTHER MAIN SALE CATALOGUES

15/06/2024

HIGH & MEDIUM	PREMIUM FLOWERY	OFF GRADES
Closed	Closed	Closed

NO .OF PKGS
137,900

CTC
8,785 Pkgs - 475,051 kgs

CATALOGUE CLOSURE DETAILS

02/03

JULY 2024

Sale No. 26

The Ex-Estate catalogue closed on 13th June 2024., excluding violations. The Main Sale catalogues too closed on 13th June 2024., excluding violations.

09/10

JULY 2024

Sale No. 27

The Ex-Estate and Main Sale catalogues are scheduled to close on 20th June 2024.

16/17

JULY 2024

Sale No. 28

The Ex-Estate and Main Sale catalogues are scheduled to close on 27th June 2024.

TEA MARKETS AROUND THE WORLD

COONOR AUCTION

13TH JUNE 2024 (SALE NO. 24)

CTC LEAF

DEMAND:

Good demand.

MARKET:

The total CTC leaf teas sold this week was 90.75% (812,638.23kgs) of the total offering of 895,435.53Kgs.

BEST:

All sorts in this category sold at irregular levels, with select few lines of the larger & smaller broken sold at dearer prices following quality and competition.

GOOD:

All sorts except for the fanning grade sold irregularly easier. Fanning at the lower end declined by Rs. 4 whilst the top end sold firm.

BETTER MEDIUM:

Larger broken sold barely steady to easier, medium & smaller broken sold easier by Rs. 2 to 10. Fanning grade declined by Rs. 2 to 3.

MEDIUM :

Larger broken at the top end sold barely steady whilst the lower end sold dearer by Rs. 6. Medium & smaller broken saw a barely steady to easier by up to Rs.

2. Fanning sold easier by up to Rs. 2.

PLAINER:

Large & Medium broken sold dearer by Rs. 3 to 5, medium and smaller broken sold steady, fanning sold Rs. 1 to 3. The Major blender's absorption was at 46.27% of the total CTC leaf sold.

ORTHODOX LEAF

DEMAND:

Good demand.

MARKET:

The high grown clean well made whole leaf at the lower end declined by Rs. 9 whilst the top end cleaner types sold dearer following quality. Broken grade sold barely steady to easier. Fanning sold at firm prices. Other whole leaf sold steady to easier on quality, broken grades were steady. Fanning sold steadily and easier.

CTC DUST

DEMAND:

Good demand.

MARKET:

CTC dust offer this week was at 329,218.83kgs of which 295,256.29kgs were sold (89.68%).

BEST:

Bolder dust sold firm, whilst others sold barely steady to easier especially the finer dust at the top end.

GOOD:

PD at the lower end sold steady, whilst top end declined substantially, RD sold easier by Rs. 6 to 9, Finer dust sold barely steady to easier.

BETTER MEDIUM:

All sorts in this category sold at steady to easier levels.

MEDIUM:

All sorts sold at steady to easier prices.

PLAINER:

This category at the lower end sold easier by Rs. 4 to 5 or more, top end sold barely steady to easier.

ORTHODOX DUST

DEMAND:

Good demand.

MARKET:

Top end high grown primary & secondary dust sold firm, whilst the lower end declined following quality. Other category primary dust sold firm & secondary dust sold irregular and easier.

Courtesy - J.Thomas & Co. Pvt. Ltd.,

TEA MARKETS AROUND THE WORLD

MALAWI AUCTION

19TH JUNE 2024 (SALE NO. 25)

Less and selective demand continued this week at firm to easier rates where sold for the 5660 packages on offer.
BP1 were 2USC easier on last.
PF1 - Few selected invoices sold 2USC easier on last, balance were neglected.
PD/D1 were not supported.
PF1SC held last week's levels where sold.
Secondary fngs tended firm to 1US easier where sold, respective dusts were neglected.

Courtesy - TEA BROKERS CENTRAL AFRICA LIMITED

KOLKATA AUCTION

19TH/20TH JUNE 2024 (SALE NO. 25)

Good demand. Select best Assams are firm to dearer. Other improved liquoring Assams are steady. Dooars are selling at firm levels. Western India - Active, HUL - Active, TCPL - Active, Exporters - Some enquiry, Local - Active. Based on TCP, CB, ABL's Catalogue.

Courtesy - ASSOCIATED BROKERS PVT. LTD.

GUWAHATI AUCTION

18TH JUNE 2024 (SALE NO. 25)

Good demand at irregular around last levels. (ABL -78 %). HUL / TCPL / Western India / Exporters operating.

Courtesy - ASSOCIATED BROKERS PVT. LTD.

COCHIN AUCTION

18TH JUNE 2024 (SALE NO. 25)

CTC DUST

DEMAND: STRONG (94% SOLD)

MARKET: good liquoring teas barely steady to tending easier by re.1/- to rs.2/- and sometimes more especially high priced teas and witnessed some withdrawal. Medium and plainer teas barely steady to irregularly dearer following quality.

BUYING PATTERN

AVT active and absorbed more quantity compared to last week. Useful demand noticed from devgiri tea & produce and major packeteers (hul & tcpl). Eastea chai and indcoserve operated. Fair enquiry noticed from kerala loose tea traders and upcountry buyers. Kerala state civil supplies did not operate. Exporters operated at bottom of the market and covered nominal quantity. Blenders together absorbed 64% of the total ctc quantity sold.

ORTHODOX DUST

DEMAND: GOOD

MARKET: BARELY STEADY

BUYING PATTERN: Exporters and upcountry buyers absorbed the small quantity of orthodox dust sold.

Courtesy - FORBES, EWART & FIGGIS PVT. LTD

MOMBASA /BANGLADESH /COCHIN AUCTION

The above market report details were not available at the time of printing this publication.